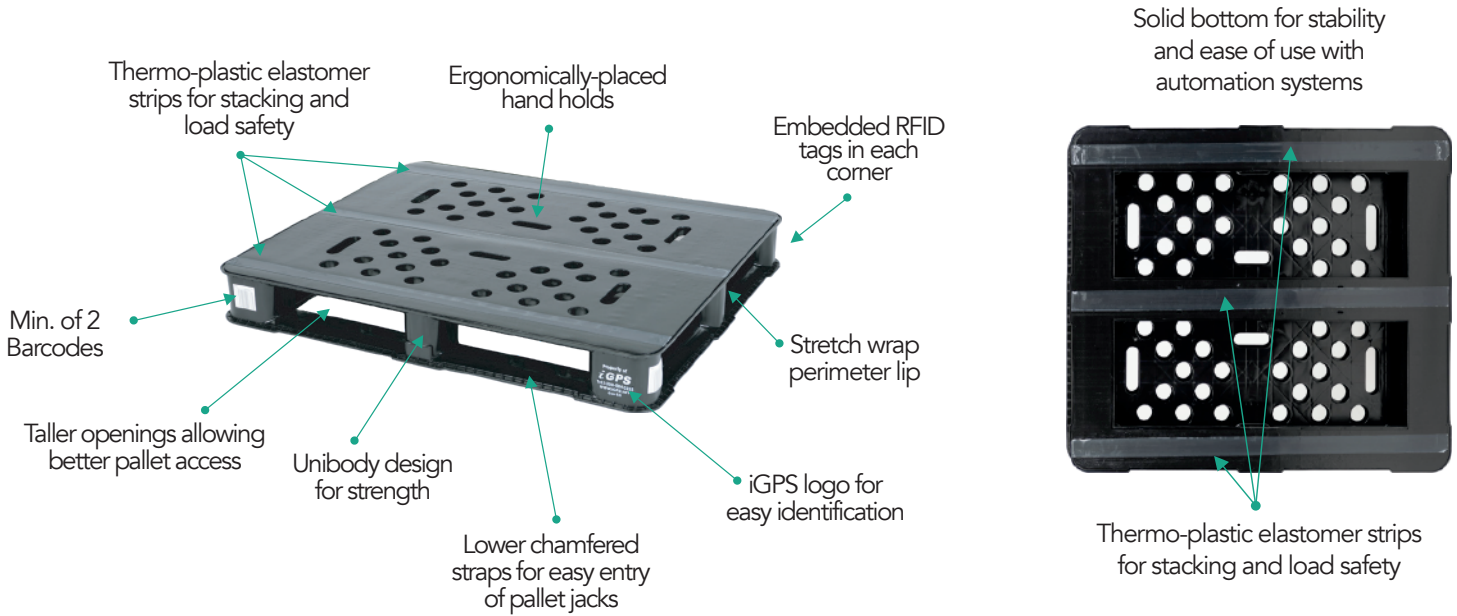


PALLET SPECIFICATIONS






No matter which iGPS pallet you are using, you can count on our pallets to combine durability, sustainability, and top-quality innovations to streamline supply chain automation and optimize worker safety.

FEATURES ON ALL iGPS PALLETS	
Consistent	Every iGPS plastic pallet has consistent 48" x 40" x 5.56" dimensions that meet or exceed Consumer Brands Association (CBA)* standards.
Lightweight	iGPS pallets are up to 35% lighter than pooled wood block pallets.
Durable & Strong	iGPS pallets are built with HDPE (high density polyethylene), ensuring a long life. They are also edge-rackable, boasting a 2,800-lb evenly distributed load capacity and maintain standardized dimensions throughout their lifetime.
RFID/Bar-Coded	Unique identification numbers allow each pallet to be associated with a user-internal LPN (license plate number).
Recyclable	Our plastic pallets are 100% recyclable and are never disposed of in landfills.
Fire Performance	iGPS fleet includes pallets with UL and FM certifications, pallets with UL certification only, as well as pallets without certification. Certification status may vary by pallet, generation and model.
Safe	Lighter and more ergonomic, with no protruding nails or broken boards to injure employees or damage equipment and products.
Hygienic	iGPS pallets do not absorb liquids and are impervious to infestation.

Please see the following page for a detailed comparison between our Gen 1, Gen 3 and Gen 6 pallets.

PALLET SPECS

	GEN 1	GEN 3	GEN 6
			
Dimensions	48" x 40" x 5.62"	48" X 40" X 5.62"	48" X 40" X 5.6"
Weight	47.5 lbs.	Range of 50 - 54 lbs.	~50 lbs.
Load-bearing capacity	Evenly Distributed: Static 30,000 lbs. / Dynamic 5,000 lbs.	Evenly Distributed: Static 30,000 lbs. / Dynamic 5,000 lbs.	Evenly Distributed: Static 30,000 lbs. / Dynamic 5,000 lbs.
Edge-rackable load	2,800 lbs. evenly distributed	2,800 lbs. evenly distributed	2,800 lbs. evenly distributed
Top deck	Twin sheet thermoformed, 1.14" thick, 95% coverage	Lattice design, 87% coverage	88% coverage
Bottom deck	Solid bottom deck	Cross shaped with grommets for nesting	Solid bottom deck
Forklift opening short side (40")	3.5" X 12.5"	3.4" X 14.25"	3.73" X 12.2"
Forklift opening long side (48")	3.5" X 14.7"	3.4" X 14.62"	3.71" X 14.2"
RFID	4 identical generation 2 passive tags; 1 in each corner	4 identical generation 2 passive tags; 1 in each corner	4 identical generation 2 passive tags; 1 in each corner
Bar code/ alphanumeric identifier	1 on each side of the pallet	1 on each side of the pallet	Min. of 2
Temperature range	-20°F to 140°F	-20°F to 140°F	-20°F to 140°F
Burn index	Fire performance exceeds typical wooden pallets	Fire performance exceeds typical wooden pallets	Fire performance exceeds typical wooden pallets
Material	HDPE (high density polyethylene)	HDPE (high density polyethylene)	HDPE (high density polyethylene)